CE 0123

Incu-i

Infant Incubator



ATOM

To save a tiny baby's life

User friendliness and safety are important features for the healthcare professional.
Standard model to support daily nursing care.



* The drawer shown is optional

Basic requirements of an infant incubator

for Babies

Basic features of an infant incubator are incorporated.

for Caregivers

Improve work efficiency.

◆ Air curtain of access port

Air curtain to minimize a drop in the incubator air temperature. The air curtain prevents ambient air from entering the incubator as much as possible, even when the snap-open access ports are opened.

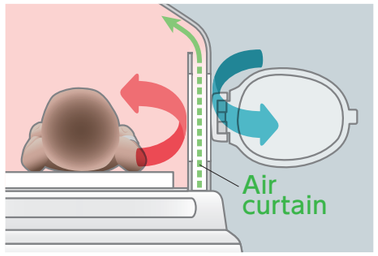

◆ X-Ray cassette tray port

The X-ray cassette can be drawn out from either side of the incubator without opening the admittance panel.



◆ Mattress platform tilting function

The mattress platform can be tilted without opening the admittance panel.



◆ Visibility

Visibility is thorough from the large transparent hood even during humidification.





◆ Electrostatic filter

A dirty filter can be checked through the transparent window. The filter is easily exchanged without using any tool.



◆ Double lock system

The double lock system prevents opening admittance panels even if users forget to lock these panels.



* The drawer and the F-Rail Pole shown are optional

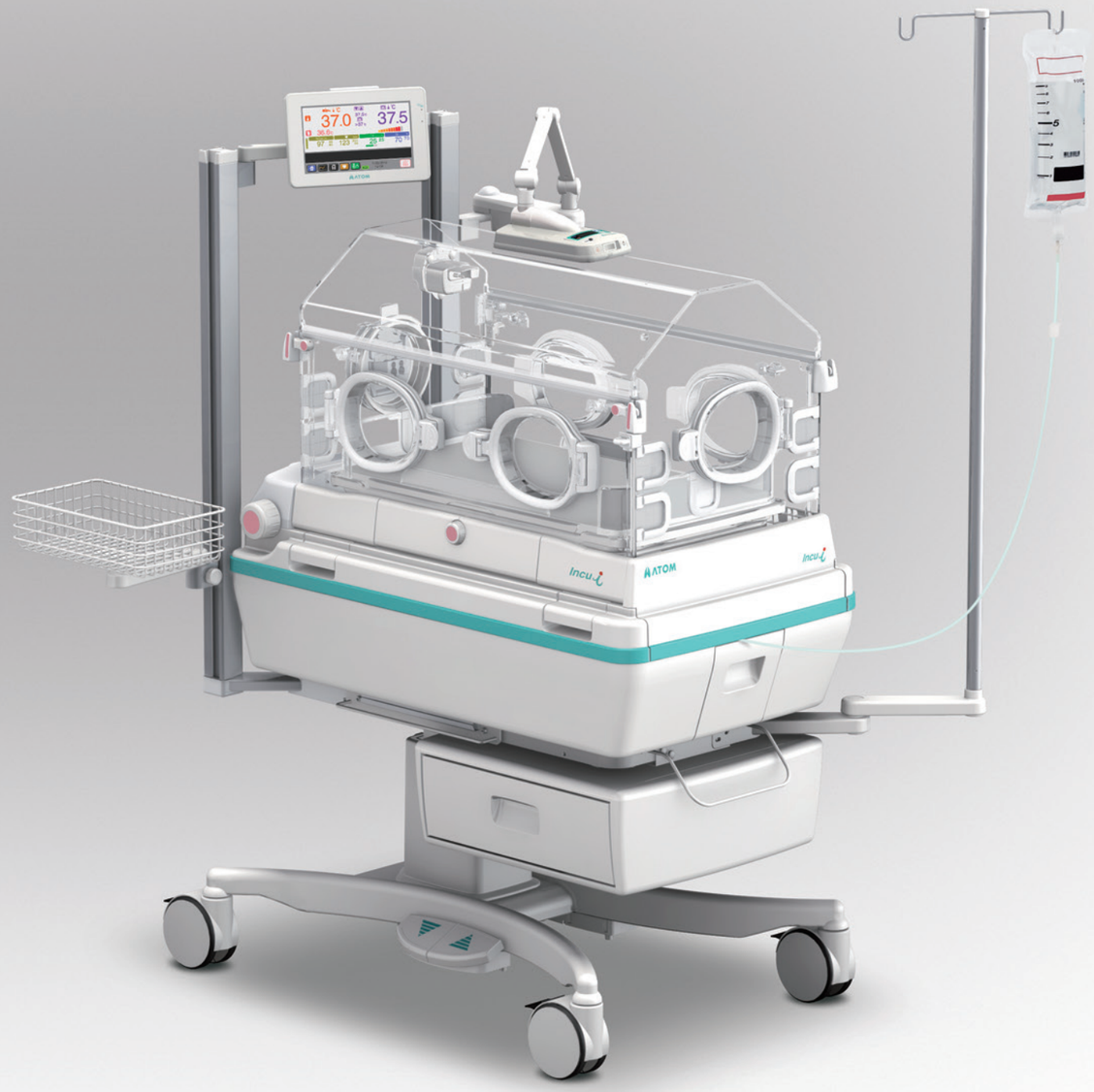

◆ Make the utmost use of workspace around the incubator

Peripheral equipment can be easily mounted to the F-rail pole.

** Please note that some products may not be available in all regions.*



◆ Touch control panel

Colour display offers intuitive operation and easy identification of each parameter.

◆ Trend display

The trend display function helps identify changes in the infant's vital signs and the environment within the incubator.
(Air temperature/Skin temp 1. 2./ Relative humidity/Oxygen concentration/ Heater output/SpO_2/Pulse rate)

◆ Weight monitor

The infant's weight can be measured in the incubator and displayed in 1g increments.



◆ Easily detachable humidity chamber

The humidity chamber can be detached and cleaned easily.

◆ A design that allows thorough cleaning of the unit

The component parts of the incubator can be detached and cleaned.

Developmental care



◆ Snap-open access ports

Snap-open access ports can be opened and closed silently.

◆ Rotary damper

Rotary damper controls quiet operation of the admittance panels so that these can be open slowly and silently.



Products Lineup

Incu *i*

Atom Infant Incubator Model 101

Main Unit

Atom's code	Description
61605	with O_2 Controller, for AC120V±10%
61606	with O_2 Controller, for AC230V±10%
61607	without O_2 Controller, for AC120V±10%
61608	without O_2 Controller, for AC230V±10%

Add-on Unit

Atom's code	Description
61615(*1)	Weight Monitor Unit
61646(*2)	Weight Monitor Unit
61621	SpO_2 Unit (Masimo)
61622	SpO_2 Unit (Nellcor)

(*1) for all the market except for North America and China market
(*2) for North America and China market

Specifications

Power requirements	Customer specified
Power consumption	600VA (Maximum)
Frequency	50/60Hz
Type of protection	Class I
Degree of protection	Type BF applied part
Dimensions	Main body (with HL Stand) : 1070(W)x680(D)x1380~1780(H) mm Mattress surface : 800~1200 mm / with Weight Monitor Unit : 815~1215 mm in height External display : 245(W)x65(D)x160(H) mm Mattress : 650(W)x365(D)x20(T) mm
Weight	Approx. 100Kg / with Weight Monitor Unit : Approx. 104Kg
Accessories	Skin Temp Probe, 5mm O.D. ....1, Pneumoclean (Electrostatic air filter)....1, Dust Cover....1, Oxygen Sensor (with O_2 Controller)....2, Piping Connecting Hose 3m (for Oxygen) (with O_2 Controller)....1, Operation Manual....1
Incubator air temp. setting range	23.0~37.0℃ / 73.4~98.6℉ / Override 37.1~39.0℃ / 98.8~102.2℉
Incubator air temp. display range	20.0~42.0℃ / 68.0~107.6℉
Incubator air temp. display accuracy	±0.3℃
Skin temp. setting range	34.0~37.5℃ / 93.2~99.5℉ / Over ride 37.6~38.0℃ / 99.7~100.4℉
Skin temp. display range	30.0~42.0℃ / 86.0~107.6℉
Skin temp. display accuracy	±0.3℃
Heater output	0~100% (in 10 levels)
Relative humidity setting range	40~95%Rh
Relative humidity display range	15~99%Rh
Relative humidity display accuracy	±10%Rh
Alarms	Power failure, Fan, System, Set temp., High temp, Skin temp. probe, Humidity sensor, Low water level, No water, Humidity chamber off, Set humidity

O_2 Controller

Control mode	Servo control
Setting range	22~65% (in 1% increments)
Display range	15~105%
Measurement accuracy	±2% O_2 (15~25%O_2) ±3% O_2 (25~100%O_2)
Calibration	21%O_2
Alarms	oxygen sensor, oxygen concentration, oxygen flow rate, oxygen sensor not calibrated

SpO_2 Unit [Masimo/Nellcor] (Add-on Unit)

SpO_2	Display range:1~100% Accuracy (in 70~100%)±3digits Alarm function setting range Upper limit: 50~99%, OFF Lower limit: 45~95%, OFF
Pulse rate	Display range:25~240bpm Accuracy (in 25~240bpm)±3digits Alarm function setting range Upper: limit 80~240bpm, OFF Lower: limit 35~180bpm, OFF
Mode	Averaging time: 4,6,8,10,12,14,16sec.
(Masimo) (Nellcor)	Sensitivity setting: APOD, Normal, Max FastSat: ON, OFF SatSeconds:10,25,50,100, OFF Response: Normal, Fast

Weight Monitor Unit (Add-on Unit)

Weighing range	300~7000g
Scale interval	1g

Dimensional drawing

Unit:mm

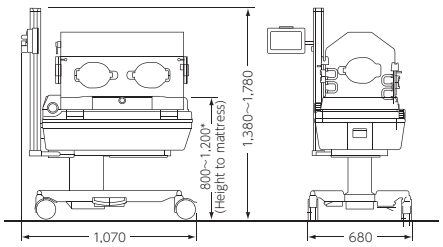

*815~1,215 mm in height with Weight Monitor Unit

MADE IN JAPAN

Atom Medical products are produced under strict production control in Japan.
We provide value and trust of the highest quality for the tiny baby's lives in the world.

ATOM MEDICAL CORPORATION
https://atomed-global.com

Atom Medical Corporation maintains a continuing product improvement program,and therefore the equipment actually purchased and received may differ in specifications and/or configuration from that shown in the catalogue. And please note that some products may not be available in all regions.

Eng05-10 3.2022.Printed